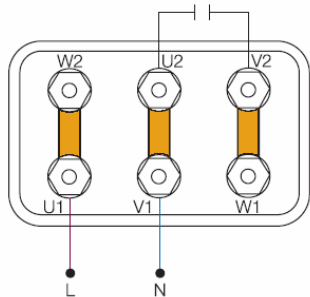


SCHÉMA ZAPOJENIA

VORTICENT C

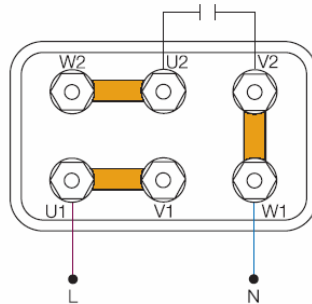
Jednofázové

2-pólové



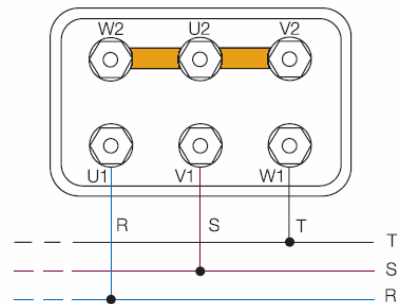
C 20/2 M, C 25/2 M

4-pólové



C 10/2 M, C 15/2 M, C 30/2 M
C 30/4 M, C 35/4 M
C 37/4 M, C 40/4 M

Trojfázové



C 10/2 T, C 15/2 T, C 20/2 T, C 25/2 T
C 30/2 T, C 30/4 T, C 31/4 T, C 35/4 T
C 37/4 T, C 40/4 T, C 45/4 T, C 46/4 T